


Evaluation Report

582



Better Air Model PF 1800 Ventilation Fan

A Co-operative Program Between



ALBERTA
FARM
MACHINERY
RESEARCH
CENTRE



PRAIRIE AGRICULTURAL MACHINERY INSTITUTE

BETTER AIR MODEL PF 1800 VENTILATION FAN

MANUFACTURER:

Better Air Manufacturing
P.O. Box 490
Macgregor, Manitoba
R0H 0R0

DISTRIBUTORS:

1. Eastman Feeds
322 - 33 Street North
Lethbridge, Alberta
Phone: (403) 320-0274
2. McKay Equipment Sales Ltd.
4 - 833 Cynthia
Saskatoon, Saskatchewan
Phone: (306) 665-7711
3. Waldner Farms Ltd.
P.O. Box 25
Barnwell, Alberta
Phone: (403) 223-2722

RETAIL PRICE: \$405.00

(April 1989, f.o.b., Lethbridge, Alberta)

SUMMARY OF RESULTS

TABLE 1. Better Air Model PF 1800 Aeration Fan Performance at Typical Levels of Operation.

| SETTING | STATIC PRESSURE | | AIR FLOW RATE | INPUT POWER | TOTAL EFF. | FAN SPEED |
|----------------------------------|-----------------|--------|---------------|-------------|------------|-----------|
| | in wg | (Pa) | cfm (L/s) | kW | % | rpm |
| Single Speed Direct | 0.000 | (0.0) | 3650 (1720) | 0.370 | 25 | 1725 |
| | 0.050 | (12.5) | 3540 (1670) | 0.380 | 28 | 1720 |
| | 0.100 | (24.9) | 3430 (1620) | 0.380 | 30 | 1716 |
| | 0.125 | (31.1) | 3370 (1590) | 0.390 | 31 | 1715 |
| | 0.250 | (62.3) | 2980 (1410) | 0.400 | 34 | 1707 |
| Variable Speed Maximum | 0.000 | (0.0) | 3640 (1720) | 0.370 | 25 | 1721 |
| | 0.050 | (12.5) | 3530 (1670) | 0.380 | 27 | 1716 |
| | 0.100 | (24.9) | 3410 (1610) | 0.390 | 29 | 1713 |
| | 0.125 | (31.1) | 3350 (1580) | 0.390 | 30 | 1711 |
| | 0.250 | (62.3) | 2960 (1400) | 0.410 | 33 | 1702 |
| Variable Speed Mid Range | 0.000 | (0.0) | 2920 (1380) | 0.270 | 17 | 1385 |
| | 0.050 | (12.5) | 2650 (1250) | 0.280 | 18 | 1327 |
| | 0.100 | (24.9) | 2390 (1130) | 0.290 | 19 | 1289 |
| | 0.125 | (31.1) | 2250 (1060) | 0.290 | 19 | 1267 |
| | 0.250 | (62.3) | 1420 (670) | 0.300 | 16 | 1216 |
| Variable Speed Minimum | 0.000 | (0.0) | 1800 (850) | 0.199 | 5 | 869 |
| | 0.050 | (12.5) | 1190 (562) | 0.195 | 5 | 729 |
| | 0.100 | (24.9) | 644 (304) | 0.193 | 4 | 702 |
| | 0.125 | (31.1) | 382 (180) | 0.192 | 3 | 693 |
| Single Speed Direct With Louvres | 0.000 | (0.0) | 3350 (1580) | 0.380 | 18 | 1714 |
| | 0.050 | (12.5) | 3230 (1520) | 0.380 | 22 | 1711 |
| | 0.100 | (24.9) | 3110 (1470) | 0.390 | 24 | 1708 |
| | 0.125 | (31.1) | 3040 (1430) | 0.390 | 25 | 1707 |
| | 0.250 | (62.3) | 2680 (1260) | 0.400 | 28 | 1703 |

RECOMMENDATIONS

It is recommended that the manufacturer consider:

1. Supplying fan performance data over a complete range of static pressures.
2. Supplying detailed operating instructions containing illustrations and information on general operation, installation, maintenance, safety aspects and troubleshooting.

Station Manager: R. P. Atkins

Project Engineer: K. Shimek

Project Technologist: B. Storzynsky

THE MANUFACTURER STATES THAT

With regard to recommendation number:

1. All fan performance data will be available from any

of the Better Air distributors or dealers.

2. Further information on installation, maintenance and general operation will be available from any of the Better Air distributors or dealers.

GENERAL DESCRIPTION

The Better Air Model PF 1800 is a 19.0 in (483 mm) diameter, variable speed, direct drive, propeller type axial flow fan. It is primarily used in livestock and poultry barns as an exhaust fan located in the wall.

The Better Air Model PF 1800 ventilation fan is equipped with an inlet louvre, a mounting face plate, wire outlet guard grill and integral moulded polyethylene fan shroud. The 6 blade polypropylene propeller and aluminum hub are mounted directly on a 0.33 hp (249 W), single phase, 115/230 V electric motor. The motor mount consists of a tubular steel frame bolted to the motor and the fan shroud.

FIGURE 1 shows the location of major components, while detailed specifications are given in APPENDIX 1.




FIGURE 1. Better Air Model PF 1800 Fan: (1) Outlet Guard Grill, (2) Polyethylene Housing, (3) Mounting Face Plate, (4) Inlet Louvres.

SCOPE OF TEST

The Better Air Model PF 1800 was tested in the outlet chamber set-up (FIGURE 2) in accordance with test procedures developed by the Prairie Agricultural Machinery Institute and adopted by the Alberta Farm Machinery Research Centre. The intent was to determine the performance of the fan in terms of air flow rate, static pressure, input power and total efficiency. The control unit was not evaluated and was used only to set fan speed.

Fan performance was determined at 230V in the single speed direct mode and with the variable speed control. Fan performance was determined at the maximum speed setting, the mid-range setting and the minimum setting with the variable speed control. The minimum setting was established by reducing the fan speed to the point where a static pressure of 0.125 in wg (31.1 Pa) could still be obtained.

The effect of louvres on fan performance was determined in the single speed mode.

The fan was also evaluated for ease of operation, maintenance, operator safety and suitability of the operator's manual.

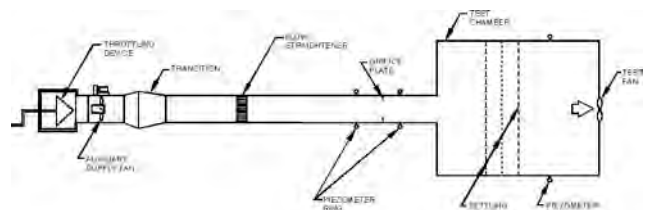


FIGURE 2. Schematic of Fan Test Apparatus - Inlet Chamber Set-Up.

RESULTS AND DISCUSSION

FAN PERFORMANCE

All fan performance results in this report are given at standard air¹ conditions so that direct comparisons can be made with other fan test reports. Fan performance under actual operating conditions could differ from these results by up to 10%, depending on such things as temperature, barometric pressure, humidity and elevation above sea level.

Air Flow Rate: Fan output in both the single speed mode and at the maximum setting on the variable speed control were similar (FIGURE 3). Reducing the fan speed, greatly reduced the air flow rate for a given static pressure². For example, at a static pressure of 0.125 in wg (31.1 Pa), reducing the speed from maximum to midrange to minimum setting, reduced the air flow rate from 3350 cfm (1580 L/s) to 2250 cfm (1060 L/s) to 382 cfm (180 L/s) respectively. At higher static pressures the reductions were even larger.

Air flow rates at typical levels of operation (i.e. static pressure) are given in TABLE 1. Ventilation fans are often rated on their output at a static pressure of 0.125 in wg (31.1 Pa). Alberta Farm Machinery Research Centre's measured flow rate in the single speed mode was 3370 cfm (1590 L/s). There was no manufacturer's performance information provided. Since building ventilation design is possible over a range of static pressures, it is recommended that, for fan selection purposes, the manufacturer include a table or curve of air flow rates over a complete range of static pressures.

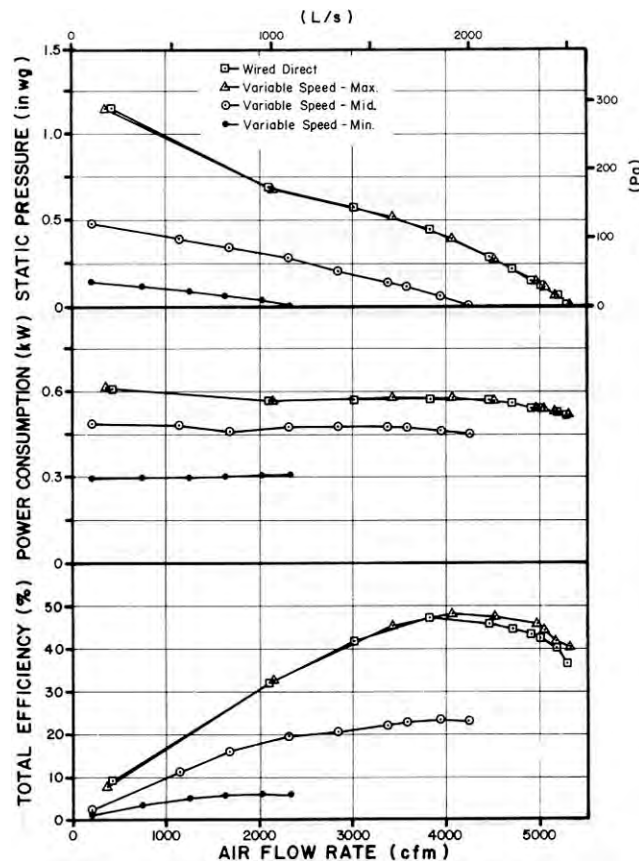


FIGURE 3. Better Air Model PF 1800 Fan Performance Curves.

Power Consumption: The power consumption numbers given in TABLE 1 can be used to calculate the cost of operating the fan. To calculate the cost of fan operation, multiply the power consumption (kW) by the number of hours of fan operation.

¹Standard air is air with a density of 0.075 lbm/ft³ (1.2 kg/m³) which occurs at 68°F (20°C), 50% relative humidity and a barometric pressure of 29.92 in Hg (101.325 kPa).

²Static pressure is a measure of the pressure difference between the pressure inside the build, In_g and the pressure on the outside of the building. Static pressure is usually expressed in inches of water gauge (in wg) or Pascals (Pa).

tion times the cost per kilowatt hour.

The power consumed by the fan depended on fan speed. For typical levels of static pressure (TABLE 1), the input power varied from 0.370 to 0.400 kW in the single speed mode, from 0.370 to 0.410 kW at maximum speed, from 0.270 to 0.300 kW at mid-range and from 0.192 to 0.199 kW at minimum speed. The maximum amperage drawn by the motor was 1.77 amps, which was less than the rated motor amperage of 1.90 amps.

Total Efficiency: Total efficiency is the ratio of air horsepower over the input power. Air horsepower is dependent upon the air flow rate and corresponding total pressure. For typical levels of operation, the total efficiency (TABLE 1), using the variable speed control, ranged from 25 to 33% at maximum speed, 16 to 19% at mid-range and 3 to 5% at minimum speed. The total efficiency at maximum fan speed and a static pressure of 0.125 in wg (31.1 Pa) was 30%.

Effect of Louvres: The optional louvres were installed on the inlet side of the fan to determine their effect on fan output. The fan was tested under these conditions in the single speed mode only. Using the louvres reduced the air flow rate by 8 to 10% (FIGURE 4) over the typical range of operation. For example, at a static pressure of 0.125 in wg (31.1 Pa), the louvres reduced the air flow rate by 10%, from 3370 cfm (1590 L/s) to 3040 cfm (1430 L/s) (TABLE 1). The efficiency was in turn reduced from 31 to 25%. The use of other control devices such as shutters, dampers, screens, and hoods would also reduce air flow rates by varying amounts. The use of such control devices have to be taken into consideration when designing a ventilation system.

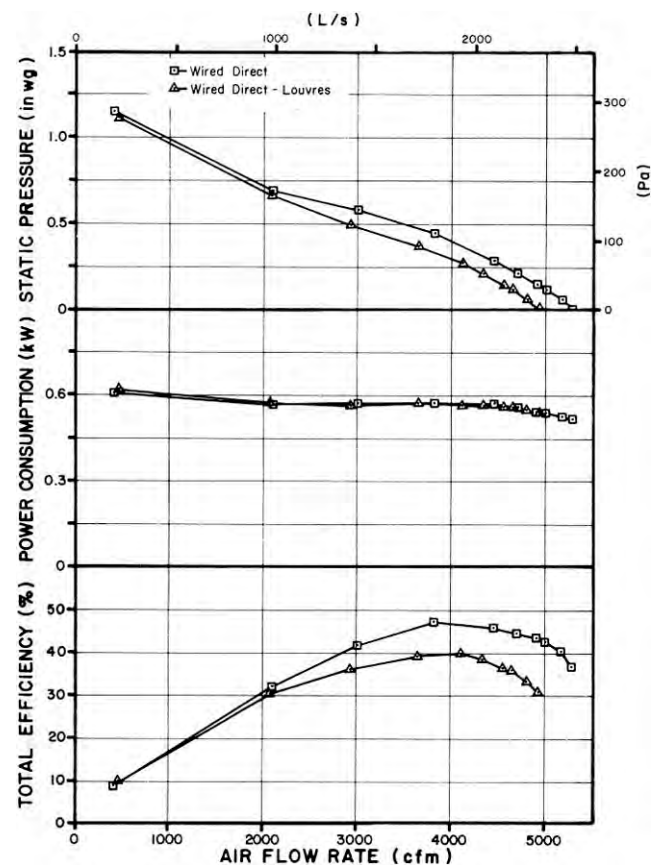


FIGURE 4. Effect of Louvres on Fan Performance.

EASE OF OPERATION

Maintenance: No maintenance instructions were supplied. The inlet louvres and outlet guard grill were easily removed, which made for easy access to clean the fan blades and housing. Regularly scheduled cleaning and maintenance will ensure longer motor life and optimum performance.

OPERATOR SAFETY

The outlet guard grill provided adequate protection from the fan blades. The motor was a totally enclosed unit and

presented no safety hazards. The Better Air PF 1800 was CSA approved.

The noise level of the Better Air PF 1800, at a distance of 4.9 ft (1.5 m) from the centre of the fan inlet, while operating at a 0.125 in wg (31.1 Pa) static pressure, was 79 dB(A). Higher noise levels could be expected if the fan was operated in the vicinity of other buildings. The Better Air Model PF 1800 falls within range 3 of the Alberta Farm Machinery Research Centre's noise level range classification (APPENDIX II). The noise level produced by this fan can be considered annoying and be detrimental to hearing and operator performance under continuous exposure. Ear protection should be considered if working near the fan for prolonged periods.

OPERATOR'S MANUAL

No operator's manual was supplied. It is recommended that the manufacturer supply a detailed manual containing illustrations and information on general operation, maintenance, rated performance, safety aspects and troubleshooting.

APPENDIX I

SPECIFICATIONS

MAKE: Better Air
MODEL: PF 1800
MANUFACTURER: Better Air Manufacturing
 P.O. Box 490
 Macgregor, Manitoba
 R0H 0R0

OVERALL DIMENSIONS:

- housing width 25.0 in (635 mm)
 - housing depth 25.0 in (635 mm)
 (motor included)
 - housing height 25.0 in (787 mm)
 - discharge opening 19.1 in (485 mm)
 - guard grill diameter 17.25 in (438 mm)
 - grill opening 0.188 in (5 mm) dia. wire
 spaced at 2.0 in (51 mm)

IMPELLER:

- diameter 19.0 in (483 mm)
 - hub diameter 3.75 in (95 mm)
 - number of blades 6
 - blade angle Hub 29°, Tip 15°

WEIGHT:

44 lb (20 kg)

MOTOR NAMEPLATE DATA:

make Century
 model 7-164972-04
 frame L482
 class B
 type CX
 code F
 duty Cont.
 rpm 1700
 service factor 1
 ambient temperature rise 40°C
 volts 1151230
 amps 3.8/1.9
 phase 1
 cycles 60
 horsepower 0.33 hp (249 W)

APPENDIX II

NOISE LEVELS RANGES

| RANGE | SOUND LEVEL (dBA) | COMMENTS |
|-------|-------------------|--|
| 1 | up to 45 | Tolerable, low level background noise. |
| 2 | 45 to 60 | Dominating background noise that would interfere with normal conversation. |
| 3 | 60 to 85 | Could be annoying and be detrimental to hearing and operator performance under long-term continuous exposure. Ear protection should be considered. |
| 4 | over 85 | Could damage hearing, depending on level and exposure time. Ear protection is definitely recommended. |

SUMMARY CHART BETTER AIR MODEL PF 1800 VENTILATION FAN

RETAIL PRICE: \$405.00
 (April, 1989, f.o.b. Lethbridge)

FAN DESCRIPTION: 19.0 in (483 mm) propeller fan, variable speed, direct drive, 0.33 hp (249 W), 115/230 V electric motor.

FAN PERFORMANCE:
Air Flow Rate:
 - range 382 to 3650 cfm (180 to 1720 L/s)
 - at 0.125 in wg (31.1 Pa) 3370 cfm (1590 L/s) without louvres
 3040 cfm (1430 L/s) with louvres

Power Consumption: 0.192 to 0.410 kW

Efficiency Range:
 - without louvres 3 to 34%
 - with louvres 18 to 28%

Efficiency at 0.125 in wg (31.1 Pa):
 - without louvres 31%
 - with louvres 25%

OPERATOR SAFETY: Outlet guard provided
 CSA approved
 noise level = 79 dB(A) at 4.9 ft (1.5 m) from fan inlet

OPERATOR'S MANUAL: None supplied



**ALBERTA
 FARM
 MACHINERY
 RESEARCH
 CENTRE**

3000 College Drive South
 Lethbridge, Alberta, Canada T1K 1L6
 Telephone: (403) 329-1212
 FAX: (403) 329-5562
<http://www.agric.gov.ab.ca/navigation/engineering/afmrc/index.html>

Prairie Agricultural Machinery Institute

Head Office: P.O. Box 1900, Humboldt, Saskatchewan, Canada S0K 2A0
 Telephone: (306) 682-2555

Test Stations:
 P.O. Box 1060
 Portage la Prairie, Manitoba, Canada R1N 3C5
 Telephone: (204) 239-5445
 Fax: (204) 239-7124

P.O. Box 1150
 Humboldt, Saskatchewan, Canada S0K 2A0
 Telephone: (306) 682-5033
 Fax: (306) 682-5080