

# Evaluation Report

111



**Shur Shock Hi-Line SS Electric Fence Controller**

A Co-operative Program Between



# SHUR SHOCK HI-LINE SS ELECTRIC FENCE CONTROLLER

## MANUFACTURER:

J. C. Hallman Manufacturing Company Ltd.  
80 Alpine Road  
Kitchener, Ontario  
N2E 1A1

## RETAIL OUTLETS:

Co-op Label -- Interprovincial Co-operative Ltd. Manitoba & Saskatchewan  
Shur Shock Label -- Other retail outlets in the prairie provinces

## RETAIL PRICE:

\$47.50 (August, 1979, f.o.b. Humboldt)

## SUMMARY AND CONCLUSIONS

The Shur Shock Hi-Line SS electric fence controller was suitable for use over a limited range of fence conditions.

Peak voltage output on a 5.4 km (3.3 mi) single wire fence varied from 1900 V for a well-insulated, grass-free, dry fence to 200 V for an uninsulated, grass-grown, wet fence. For most normal fence conditions, output was above the 700 V minimum guard voltage recommended for short-haired animals, while for all conditions it was below the 2000 V minimum needed for long-haired animals. For most fence conditions, the Shur Shock Hi-Line SS could be used to control short-haired animals on this fence length.

Peak voltage output on a 16 km (10 mi) single wire fence varied from 820 V for a well-insulated, grass-free, dry fence to 175 V for an uninsulated, grass-grown, wet fence. Plant growth touching an insulated, dry fence or wet weather, reduced the voltage output below the required 700 V minimum guard voltage. Animal control would not be effective on this length of fence.

Peak current flow through a cow touching well-insulated 5.4 and 16 km (3.3 and 10 mi) single wire fences varied from 0.40 to 0.35 A for a cow standing in water and from 0.24 to 0.14 A for a normally grounded cow. The peak current output indicated that the Shur Shock Hi-Line SS was suitable for fences up to about 5.4 km (3.3 mi) in length.

Total charge delivered by the Shur Shock Hi-Line SS varied from 0.11 to 0.14 mC. This was within accepted safety limits for cattle or humans.

The Shur Shock Hi-Line SS was suitable for cold weather use on feeding fences, only if a heated enclosure was provided for the controller.

No durability problems occurred during testing.

## RECOMMENDATIONS

It is recommended that the manufacturer consider:

1. Revising the instruction sheet to provide information on low temperature operation, the use of insulators and types of fence arrangements suitable for livestock.
2. Modifications to permit field replacement of the indicator light bulb.

Chief Engineer -- E. O. Nyborg

Senior Engineer -- L. G. Smith

Technical Officer -- J. M. Williams

## THE MANUFACTURER STATES THAT

With regard to recommendation number:

- 1 & 2. This model has been discontinued.

## GENERAL DESCRIPTION

The Shur Shock Hi-Line SS electric fence controller is designed for 115 V AC operation and is equipped with a cord and plug for connection to a standard electrical receptacle. It is meant to be mounted in a suitable weatherproof enclosure.

The Shur Shock Hi-Line SS contains solid state electronics, with no moving parts. A light is provided to indicate operation of the controller.

The controller was CSA approved.

Detailed specifications are given in APPENDIX I

## SCOPE OF TEST

The performance characteristics of the Shur Shock Hi-Line SS were determined in the laboratory for a range of simulated fence conditions.\* It was evaluated for ease of operation, quality of work, safety and suitability of the instruction manual.

## RESULTS AND DISCUSSION

### EASE OF OPERATION

**Installation:** The Shur Shock Hi-Line SS is equipped with a three-wire cord and plug for connection to a standard, grounded, 115 V AC receptacle. The manufacturer recommends that the controller be located in a dry building or suitable shelter to protect it from adverse weather. The controller is connected to the fence with a length of insulated wire. In addition, a suitable ground rod has to be installed and connected to the controller. Depending on ground conditions, a 2 to 3 m ground rod length may be needed.

**Fence Condition:** It is recommended that the Shur Shock Hi-Line SS be used only on well-insulated fences.

For cattle fences, in areas with normal ground conditions, a single charged wire fence erected about two-thirds of animal height above ground provides a suitable fence. For very dry or frozen soil, which provide poor ground conditions, a two-wire fence, with one charged wire and one ground wire, may be necessary.

**Operation:** The Shur Shock Hi-Line SS is equipped with one indicator light that flashes when the controller is operating.

The controller was sealed from the factory and the indicator light could not be replaced without factory servicing. Although, for safety reasons, factory sealing is necessary for power line-operated fencers, it is recommended that the manufacturer consider modifications to permit indicator light bulb replacement without chassis disassembly.

### QUALITY OF WORK

**General:** Operation of an electric fence controller is quite complex. To be effective, an electric fence has to deliver a minimum guard voltage to overcome the insulation resistance of the hide and hair of an animal. In addition, once the insulation resistance of the animal is overcome, the controller must deliver a pulse of electrical energy to the animal to create a shock. The amount of energy (charge) delivered is related to the current flow and its duration. If too much energy is delivered, the fence will be hazardous to both animals and humans while if not enough energy is delivered, animal control will be ineffective. For safety reasons, the total electrical charge in each pulse of power line-operated controllers should not exceed 1 mC if it has an on-time less than 14.2 ms. For an on-time of 200 ms, 4 mC is the allowable total electrical charge. Electrical regulations do not apply to battery-operated controllers.

Little is known about the physiological effect of shock pulses on animals. In general, the following guidelines are used in assessing fencer performance: the minimum guard voltage needed to overcome animal insulation resistance should be at least 2000 V for sheep and for long-haired cattle, such as Herefords or Charolais. For shorter haired animals, such as most dairy cows, a minimum guard voltage of 700 V is sufficient. The shape of the current pulse affects what the animal feels when it touches an electrical fence, but little reliable information is available. It has been found that shock intensity is more related to the peak current value in a pulse than to the total value of the electrical charge.

Fence conditions determine the guard voltage produced by a fence controller and limit the amount of charge, which a controller is capable of delivering to an animal. The insulation resistance of a 1.6 km single wire fence typically varies from about 1 k $\Omega$  for an uninsulated, grass-grown, wet fence to well above 500 k. for a well-insulated, grass-free, dry fence. The higher the fence insulation resistance, the greater is the length of fence on which a certain controller can be effectively used. To receive a shock from a single

\*PAMI T7850, Detailed Test Procedures for Electric Fence Controllers.

wire electrified fence, an animal must be sufficiently grounded to permit current to flow from the fence, through the animal. Typical electrical resistances of cattle vary from about 0.5 kΩ for a cow standing in water and licking a charged wire to about 4 kΩ for typical ground conditions. If ground conditions are too poor, animal resistance to ground is so great that no shock occurs.

**Peak Voltage Output:** FIGURES 1 and 2 show peak voltage outputs of the Shur Shock Hi-Line SS for 5.4 and 16 km lengths of single wire fence over a range of insulation resistances. On a 5.4 km fence (FIGURE 1), peak voltage output varied from 1900 V for a well-insulated, grass-free, dry fence to 200 V for an uninsulated, wet fence with considerable grass touching the charged wire. The voltage output was above the 700 V minimum guard voltage needed for short-haired animals for fence insulation values greater than 2 kΩ, while it was below the 2000 V minimum guard voltage needed for long-haired animals for all fence conditions. From FIGURE 1, it can be seen that the Shur Shock Hi-Line SS can be satisfactorily used to control short-haired animals for most fence conditions on this length of fence.

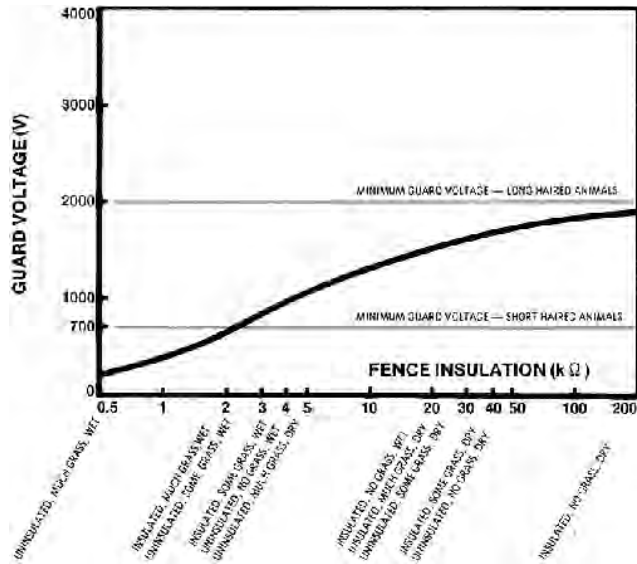


FIGURE 1. Guard Voltage Produced on a 5.4 km Single Wire Fence.

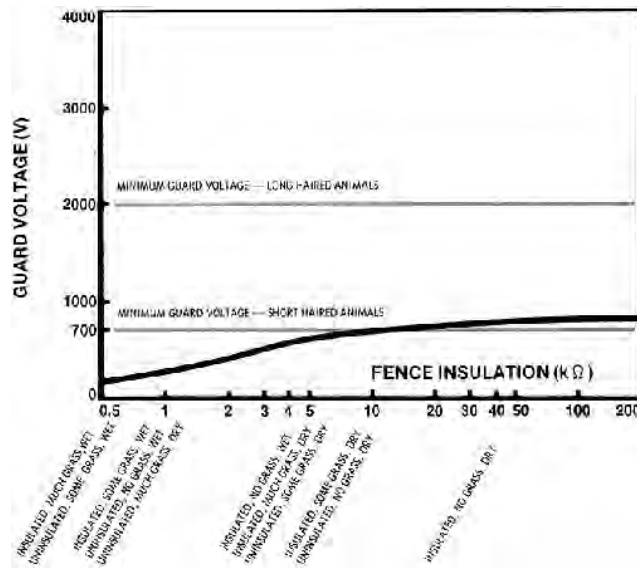


FIGURE 2. Guard Voltage Produced on a 16 km Single Wire Fence.

On a 16 km fence (FIGURE 2), peak voltage output ranged from 820 V for a well-insulated, grass-free, dry fence to 175 V for an uninsulated, grass-grown, wet fence. Voltage output was above the 700 V minimum required for short-haired animals, only for dry, well-insulated fences. Animal control would not be effective on this length of fence.

**Electrical Charge:** FIGURES 3 to 6 show the current output

of the Shur Shock Hi-Line SS when a cow touches 5.4 and 16 km lengths of well-insulated, single wire, fence. FIGURES 3 and 4 are for an animal resistance of 0.5 kΩ, which represent the most extreme condition of a cow standing in water and licking the charged wire, while FIGURES 5 and 6 are for an animal resistance of 4 kΩ, representing more normal ground conditions. The shock intensity is related to the peak current in the pulse; the higher the peak current, the more intense will be the shock. For safety reasons, total charge should not exceed 1 mC.

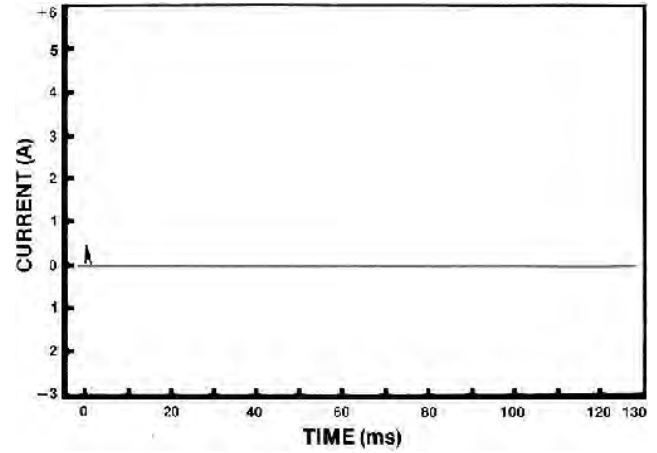


FIGURE 3. Current Delivered to a Well-Grounded Cow Touching a 5.4 km Well-Insulated Fence.

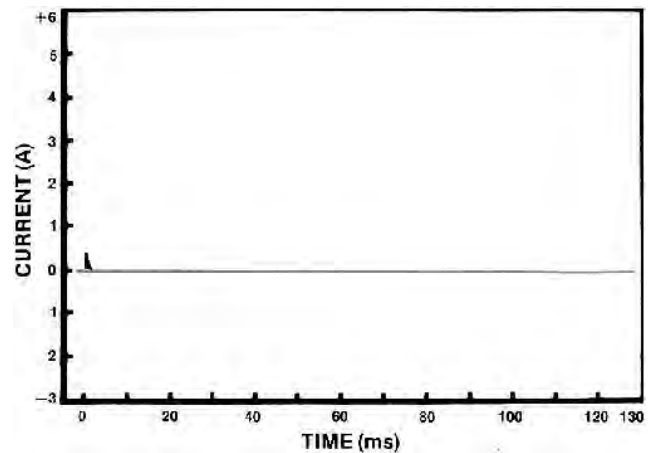


FIGURE 4. Current Delivered to a Well-Grounded Cow Touching a 16 km Well-Insulated Fence.

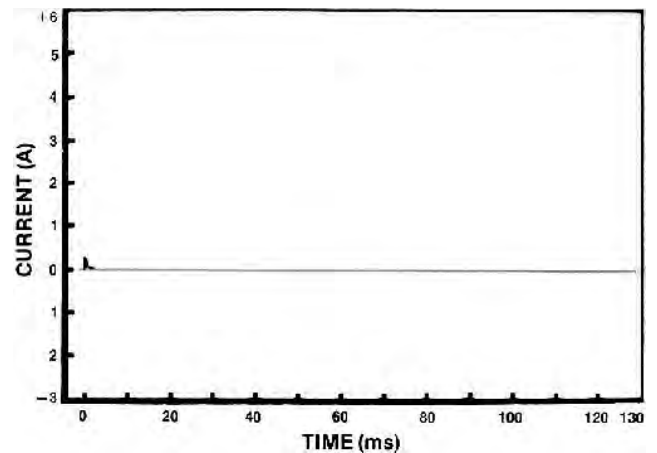


FIGURE 5. Current Delivered to a Normally-Grounded Cow Touching a 5.4 km Well-Insulated Fence.

The peak current delivered by the Shur Shock Hi-Line SS varied from 0.40 a for a well-grounded cow touching the 5.4 km fence to 0.14 A for a normally-grounded cow touching the 16 km fence. The total charge delivered to the cow was within the accepted

safety limits, varying from 0.11 to 0.14 mC. On the 5.4 km fence, the Shur Shock Hi-Line SS gave an adequate shock, but on the 16 km fence the shock was minimal for a normally grounded cow.

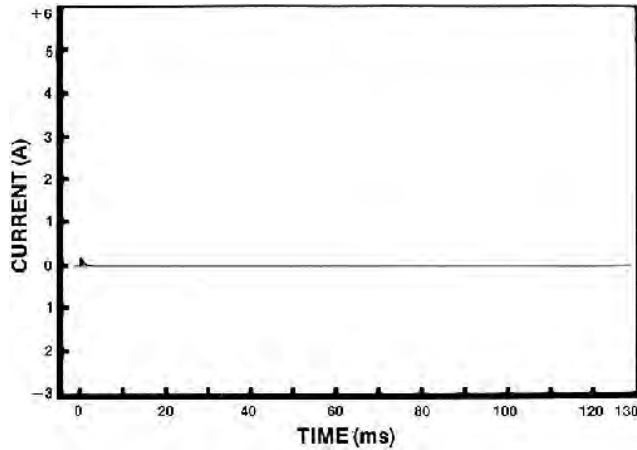


FIGURE 6. Current Delivered to a Normally-Grounded Cow Touching a 16 km Well-Insulated Fence.

About 52 charge pulses per minute were delivered. The number of pulses did not vary with fencer load however the on-time was affected by load. On-time varied from about 1.0 to 2.5 ms.

**Low Temperature Operation:** The Shur Shock Hi-Line SS could be used to energize cattle feeding wires during low winter temperatures, only if a heated enclosure is provided for the controller. During normal operation, the peak voltage output on a 5.4 km single wire fence was 1900 V, well above the 700 V minimum required to overcome the insulation resistance of short-haired animals, but slightly below the 2000 V minimum required for long-haired animals. A higher peak voltage output could be expected on a short feeding fence. Since frozen ground is often a very poor electrical conductor, two-wire systems, utilizing a separate ground wire, are usually most suitable for winter cattle feeding.

At -37°C, the controller would not operate. The peak voltage output at -25°C on a 5.4 km single wire fence was about 1290 V, 32% lower than its output at room temperature. The manufacturer, however, verbally recommended a minimum operating temperature of -18°C since operation during lower temperatures eventually causes internal damage to the controller. It is recommended that a statement to this effect be included in the instruction manual.

#### SAFETY

The instruction sheet clearly outlined safety considerations. No safety problems were evident if the manufacturer's instructions were followed.

#### INSTRUCTION MANUAL

The instruction sheet was clear and concise. It outlined installation, safety considerations and operation. It is recommended that additional instructions be provided to advise on low temperature operation, the use of insulators and to include a short discussion on the types of fence arrangements suitable for livestock.

#### DURABILITY RESULTS

The intent of the test was functional evaluation. An extended durability evaluation was not conducted. No problems occurred during functional testing.

#### APPENDIX I SPECIFICATIONS

<b>MAKE:</b>	Shur Shock Electric Fence Controller
<b>MODEL:</b>	Hi-Line SS
<b>TYPE:</b>	Solid State Electronic
<b>POWER REQUIREMENTS:</b>	115 V AC
<b>WEIGHT:</b>	2.6 kg
<b>OVERALL DIMENSIONS:</b>	
-- length	320 mm
-- width	117 mm
-- height	203 mm
<b>NUMBER OF INDICATOR LIGHTS:</b>	1 (for operation)
<b>TYPE OF ENCLOSURE:</b>	for indoor operation

#### APPENDIX II SI UNITS AND SYMBOLS

(a) In keeping with the Canadian metric conversion program, this report has been prepared in SI units. For comparative purposes, the following conversions may be used:

1 millimetre (mm)	= 0.039 inches (in)
1 metre (m)	= 3.28 feet (ft)
1 kilometre (km)	= 0.62 mile (mi)
1 kilogram (kg)	= 2.2 pounds (lb)

(b) The following symbols are used in this report:

electric current	= ampere (A)
electric potential	= volt (V)
electric charge	= coulomb (C)
electric resistance	= ohm ( $\Omega$ )
pulse time	= second (s)



**ALBERTA  
FARM  
MACHINERY  
RESEARCH  
CENTRE**

3000 College Drive South  
Lethbridge, Alberta, Canada T1K 1L6  
Telephone: (403) 329-1212  
FAX: (403) 329-5562  
<http://www.agric.gov.ab.ca/navigation/engineering/afmrc/index.html>

#### Prairie Agricultural Machinery Institute

Head Office: P.O. Box 1900, Humboldt, Saskatchewan, Canada S0K 2A0  
Telephone: (306) 682-2555

Test Stations:  
P.O. Box 1060  
Portage la Prairie, Manitoba, Canada R1N 3C5  
Telephone: (204) 239-5445  
Fax: (204) 239-7124

P.O. Box 1150  
Humboldt, Saskatchewan, Canada S0K 2A0  
Telephone: (306) 682-5033  
Fax: (306) 682-5080